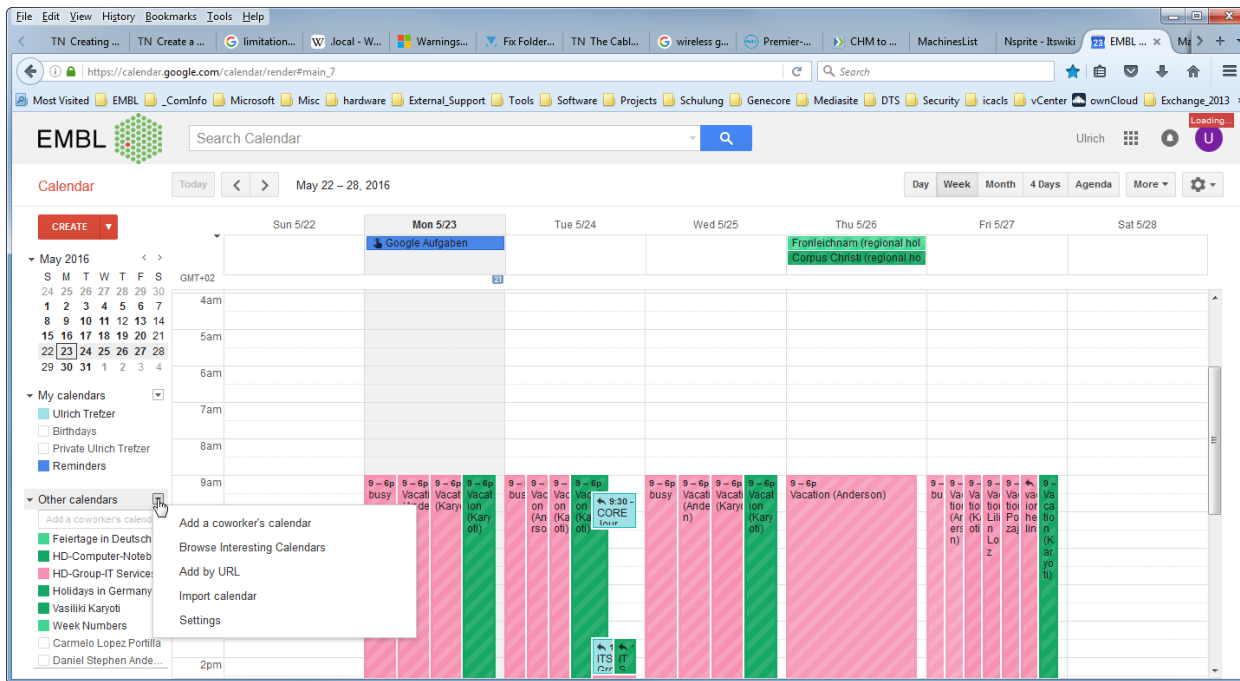
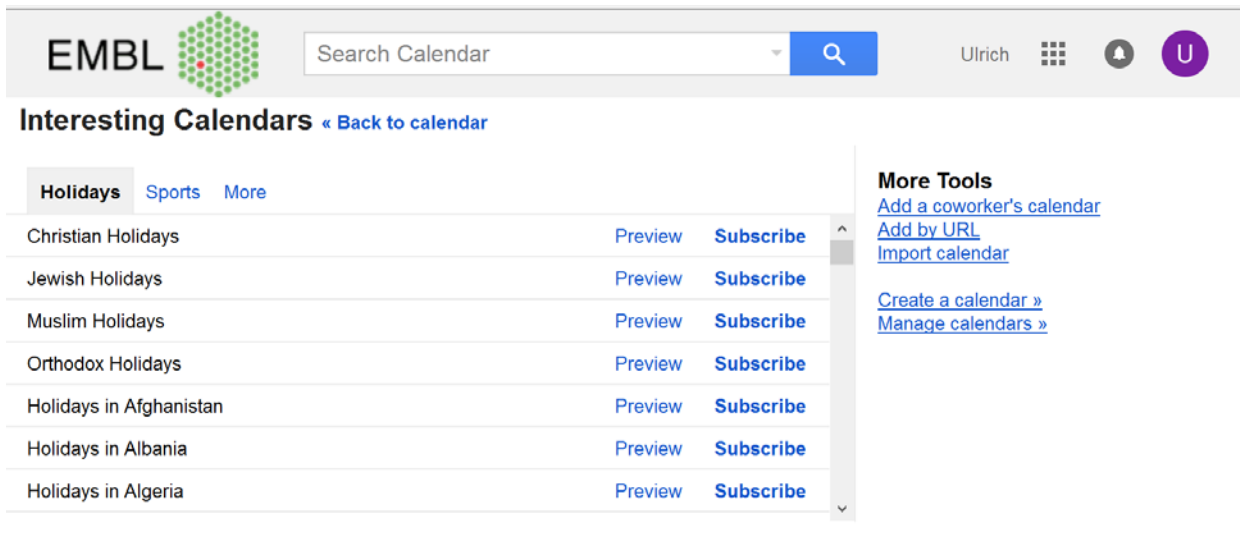


Add Genecore Resources

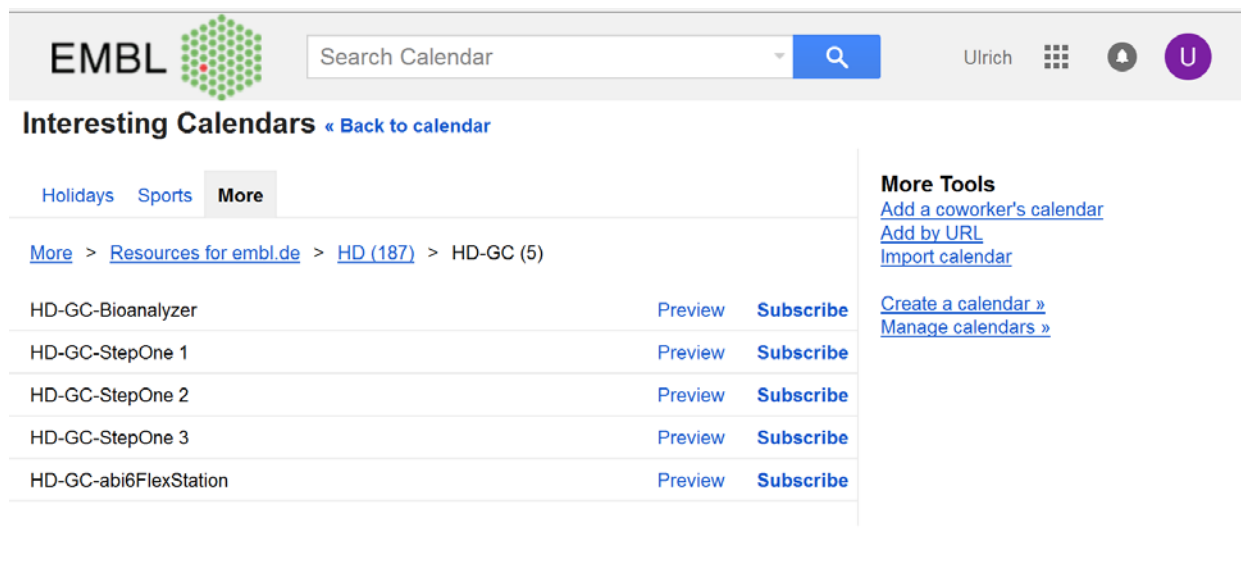
Click on the Arrow



Select "Browse Interesting Calendar"



Click on "More" and go to "Resources for embl.de"



The screenshot shows the EMBL calendar interface. At the top left is the EMBL logo. To its right is a search bar labeled "Search Calendar" with a magnifying glass icon. Further right are the name "Ulrich", a grid icon, a notification bell, and a profile icon with the letter "U". Below the header, the text "Interesting Calendars" is followed by a link "« Back to calendar". There are three tabs: "Holidays", "Sports", and "More", with "More" being the active tab. Below the tabs is a breadcrumb trail: "More > Resources for embl.de > HD (187) > HD-GC (5)". A table lists five calendars, each with a "Preview" link and a "Subscribe" link. To the right of the table is a "More Tools" section with four links: "Add a coworker's calendar", "Add by URL", "Import calendar", "Create a calendar »", and "Manage calendars »".

| Calendar Name | Preview | Subscribe |
|-----------------------|-------------------------|---------------------------|
| HD-GC-Bioanalyzer | Preview | Subscribe |
| HD-GC-StepOne 1 | Preview | Subscribe |
| HD-GC-StepOne 2 | Preview | Subscribe |
| HD-GC-StepOne 3 | Preview | Subscribe |
| HD-GC-abi6FlexStation | Preview | Subscribe |

More Tools
[Add a coworker's calendar](#)
[Add by URL](#)
[Import calendar](#)
[Create a calendar »](#)
[Manage calendars »](#)

Subscribe calendar of you choise.